

## About Punch and Judy





Punch and Judy theatre was a popular attraction for children during the Victorian era. The stage shows were performed wherever a paying audience could be found. Major city centers, seaside resorts and country fairs provided lucrative venues. While the original plays often contained scenes of violence and satirical humour, today's Punch and Judy stories can reflect modern themes and sensibilities. Punch and Judy has its roots in street theatre of medieval Italy but it was the Victorians who brought Punch and Judy to the masses making the shows one of the most popular forms of amusement throughout the 19th century.

The characters include:

Mr. Punch  
Judy  
Marmaduke the baby  
The constable  
Crocodile


- Encourage children to write a short play using the characters provided.
- Talk about the similarities and differences between Punch and Judy theatre and modern-day entertainment.
- Explore the Victorian era and discuss what it must have been like for children at that time.

# Punch and Judy finger puppets

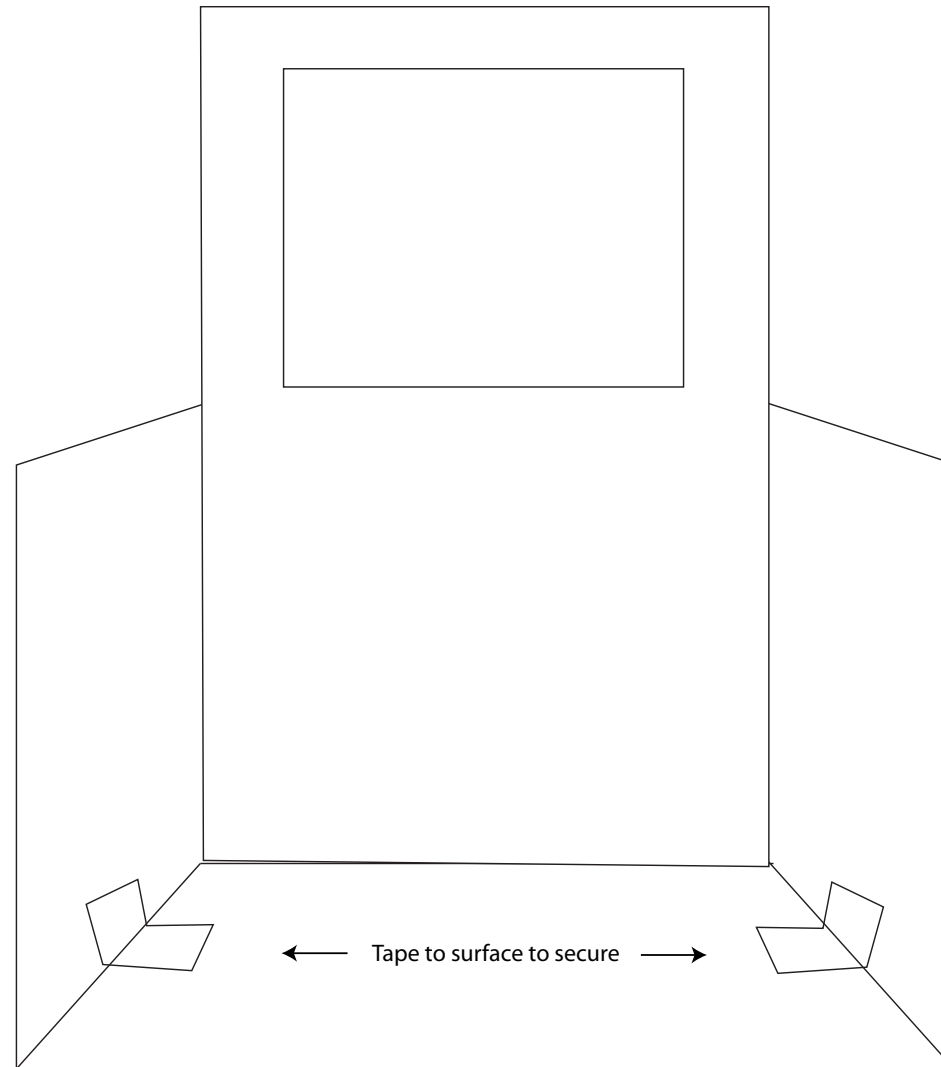


- All puppets can be printed on one 8.5" x 11" paper
- For best results use a minimum of 20 lb paper
- Follow directions on artwork for folds
- Glue edges as indicated on artwork. For added strength, use transparent tape instead. After folding, position tape over entire puppet front and back to secure Leaving an opening at the bottom.

Puppets can be slid over fingers, pencils or popsicle sticks!



CUT OUT ALONG DOTTED LINES  
FOLD ON SOLID WHITE LINES



- The stage prints out on a standard 8.5" x 11" sheet
- For best results use a light card stock or other firm paper
- Follow instructions on artwork for cutting and folding
- Tape side panels to a surface to secure in place